

Regulatory compliance and safety information

Thank you for buying the Dyson Supersonic™ hair dryer
For GB&IE, go to page 2.

Regulatory compliance and safety information

Thank you for buying the Dyson Supersonic™ hair dryer
For SA/UAE, go to page 6.

For GB&IE customers only

IMPORTANT SAFETY INSTRUCTIONS

BEFORE USING THIS APPLIANCE READ ALL INSTRUCTIONS AND CAUTIONARY MARKINGS IN YOUR USER MANUAL AND ON THE APPLIANCE.

When using an electrical appliance, basic precautions should always be followed, including the following:

WARNING

THE APPLIANCE, FILTER AND ATTACHMENTS CONTAIN MAGNETS.

1. Keep away from implanted medical devices such as pacemakers and defibrillators as they may be affected by strong magnetic fields. Can also affect credit cards and electronic storage media.

WARNING

THESE WARNINGS APPLY TO THE APPLIANCE, AND ALSO WHERE APPLICABLE, TO ALL TOOLS, ACCESSORIES, CHARGERS OR MAINS ADAPTORS.


TO REDUCE THE RISK OF FIRE, ELECTRIC SHOCK, OR INJURY:

2. This appliance can be used by children aged from 8 years and above and persons with reduced physical, sensory or reasoning capabilities, or lack of experience and knowledge, only if they have been given supervision or instruction by a responsible person concerning use of the appliance in a safe way and understand the hazards involved. Cleaning and user maintenance shall not be made by children without supervision.
3. Do not allow to be used as a toy. Close attention is necessary when used by or near children. Children should be supervised to ensure that they do not play with the appliance.



4. **WARNING:** Do not use this appliance near bathtubs, showers, basins or other vessels containing water.
5. If the supply cable is damaged, it must be replaced or repaired by the manufacturer, its service agent or similarly qualified persons in order to avoid a hazard.

6. This appliance has a non-self resetting thermal cut-out safety device to prevent overheating. If your appliance cuts out, unplug it from the mains supply socket and leave to cool.
7. CAUTION: In order to avoid a hazard due to inadvertent resetting of the thermal cut-out, this appliance must not be supplied through an external switching device, such as a timer, or connected to a circuit that is regularly switched on and off by the utility company, or plugged into any socket where the electrical supply is unstable or likely to be turned off.
8. When the appliance is used in a bathroom, unplug it after use since the proximity of water presents a hazard even when the appliance is switched off. For additional protection when the appliance is used in a bathroom, it is recommended that a Residual Current Device (RCD), with a residual operating current not exceeding 30mA is installed in the electrical circuit supplying the bathroom. Contact a qualified electrical installer for advice.
9. Do not use the appliance for any other purpose than drying hair.
10. Do not handle any part of the plug or appliance with wet hands.
11. Do not unplug by pulling on the cable. To unplug, grasp the plug, not the cable. Do not use with an extension lead.
12. Do not stretch the cable or place the cable under strain. Keep the cable away from heated surfaces and do not wrap the cable around the appliance.
13. Do not use any lubricants, cleaning agents, polishes or air fresheners on any part of the appliance.
14. Contact the Dyson Helpline when a service or repair is required. Do not disassemble the appliance as incorrect reassembly may result in an electric shock or fire.
15. If the appliance is not working as it should, if it has received a sharp blow, if it has been dropped, damaged, left outdoors, or dropped into water, do not use and contact the Dyson Helpline.



The air exit, metal ring, attachments and area shaded in red may be hot during use. Allow them to cool before handling.

Additional information

Looking after your Dyson machine

- Do not carry out any maintenance or repair work other than that shown in your Dyson User manual, or advised by the Dyson Helpline.
- Always disconnect the plug from the mains socket before inspecting for problems. If the machine will not operate, first check the mains socket has an electricity supply and that the plug is properly inserted into the socket.

Disposal information

- Dyson products are made from high grade recyclable materials. Recycle where possible.
- This symbol indicates that this machine should not be disposed with your general household waste. To prevent possible harm to the environment or human health from uncontrolled waste disposal, recycle it responsibly to promote the sustainable reuse of material resources. When this machine has reached the end of its serviceable life, please take it to a recognised WEEE (Waste Electrical and Electronic Equipment) collection facility such as your local civic amenity site for recycling. Your local authority or retailer will be able to advise you of your nearest recycling facility.
- Dispose of the exhausted filter unit in accordance with local ordinances or regulations.



Limited 2-year guarantee

Terms and conditions of the Dyson two-year limited guarantee are set out below. The name and address details of the Dyson guarantor for your country are set out elsewhere in this document – please refer to the table setting out these details.

What is covered

- The repair or replacement of your Dyson machine (at Dyson's discretion) if it is found to be defective due to faulty materials, workmanship or function within two years of purchase or delivery (if any part is no longer available or out of manufacture, Dyson will replace it with a functional replacement part).

What is not covered

Dyson does not guarantee the repair or replacement of a product where a defect is the result of:

- Damage caused by not carrying out the recommended machine maintenance.
- Accidental damage, faults caused by negligent use or care, misuse, neglect, carelessness or operation or handling of the machine which is not in accordance with the Dyson User manual.
- Use of the machine for anything other than as a hair dryer.
- Use of the machine for professional or commercial purposes.
- Use of the machine outside of 'normal use' which is defined as more than two hours per day.
- Use of parts not assembled or installed in accordance with the instructions of Dyson.
- Use of parts and accessories which are not genuine Dyson components.
- Faulty installation (except where installed by Dyson).
- Repairs or alterations carried out by parties other than Dyson or its authorised agents.
- Normal wear and tear (e.g. fuse etc.).

If you are in any doubt as to what is covered by your guarantee, please contact the Dyson Helpline.

Summary of cover

- The guarantee becomes effective from the date of purchase (or the date of delivery if this is later).
- You must provide proof of (both the original and any subsequent) delivery/purchase before any work can be carried out on your Dyson machine. Without this proof, any work carried out will be chargeable. Keep your receipt or delivery note.
- All work will be carried out by Dyson or its authorised agents.
- Any parts which are replaced by Dyson will become the property of Dyson.
- The repair or replacement of your Dyson machine under guarantee will not extend the period of guarantee unless this is required by local law in the country of purchase.
- The guarantee provides benefits which are additional to and do not affect your statutory rights as a consumer and will apply whether you purchased your product directly from Dyson or from a third party.

Important data protection information

When registering your Dyson machine:

- You will need to provide us with basic contact information to register your machine and enable us to support your guarantee.
- When you register, you will have the opportunity to choose whether you would like to receive communications from us. If you opt-in to communications from Dyson, we will send you details of special offers and news of our latest innovations.
- We never sell your information to third parties and only use information that you share with us as defined by our privacy policies which are available on our website at [privacy.dyson.com](https://www.dyson.com/privacy).

For SA/UAE customers only

IMPORTANT SAFETY INSTRUCTIONS

BEFORE USING THIS APPLIANCE READ ALL INSTRUCTIONS AND CAUTIONARY MARKINGS IN YOUR USER MANUAL AND ON THE APPLIANCE.

When using an electrical appliance, basic precautions should always be followed, including the following:

WARNING

THE APPLIANCE, FILTER AND ATTACHMENTS CONTAIN MAGNETS.

1. Keep away from implanted medical devices such as pacemakers and defibrillators as they may be affected by strong magnetic fields. Can also affect credit cards and electronic storage media.

WARNING

THESE WARNINGS APPLY TO THE APPLIANCE, AND ALSO WHERE APPLICABLE, TO ALL TOOLS, ACCESSORIES, CHARGERS OR MAINS ADAPTORS.


TO REDUCE THE RISK OF FIRE, ELECTRIC SHOCK, OR INJURY:

2. This appliance can be used by children aged from 8 years and above and persons with reduced physical, sensory or reasoning capabilities, or lack of experience and knowledge, only if they have been given supervision or instruction by a responsible person concerning use of the appliance in a safe way and understand the hazards involved. Cleaning and user maintenance shall not be made by children without supervision.
3. Do not allow to be used as a toy. Close attention is necessary when used by or near children. Children should be supervised to ensure that they do not play with the appliance.



4. **WARNING:** Do not use this appliance near bathtubs, showers, basins or other vessels containing water.
5. If the supply cable is damaged, it must be replaced or repaired by the manufacturer, its service agent or similarly qualified persons in order to avoid a hazard.

6. This appliance has a non-self resetting thermal cut-out safety device to prevent overheating. If your appliance cuts out, unplug it from the mains supply socket and leave to cool.
7. **CAUTION:** In order to avoid a hazard due to inadvertent resetting of the thermal cut-out, this appliance must not be supplied through an external switching device, such as a timer, or connected to a circuit that is regularly switched on and off by the utility company, or plugged into any socket where the electrical supply is unstable or likely to be turned off.
8. When the appliance is used in a bathroom, unplug it after use since the proximity of water presents a hazard even when the appliance is switched off. For additional protection when the appliance is used in a bathroom, it is recommended that a Residual Current Device (RCD), with a residual operating current not exceeding 30mA is installed in the electrical circuit supplying the bathroom. Contact a qualified electrical installer for advice.
9. Do not use the appliance for any other purpose than drying hair.
10. Do not handle any part of the plug or appliance with wet hands.
11. Do not unplug by pulling on the cable. To unplug, grasp the plug, not the cable. Do not use with an extension lead.
12. Do not stretch the cable or place the cable under strain. Keep the cable away from heated surfaces and do not wrap the cable around the appliance.
13. Do not use any lubricants, cleaning agents, polishes or air fresheners on any part of the appliance.
14. Contact the Dyson Helpline when a service or repair is required. Do not disassemble the appliance as incorrect reassembly may result in an electric shock or fire.
15. If the appliance is not working as it should, if it has received a sharp blow, if it has been dropped, damaged, left outdoors, or dropped into water, do not use and contact the Dyson Helpline.



The air exit, metal ring, attachments and area shaded in red may be hot during use. Allow them to cool before handling.

Additional information

Looking after your Dyson machine

- Do not carry out any maintenance or repair work other than that shown in your Dyson User manual, or advised by the Dyson Helpline.
- Always disconnect the plug from the mains before inspecting for problems. If the machine will not operate, first check the mains socket has an electricity supply and that the plug is properly inserted into the socket.

Disposal information

- Dyson products are made from high grade recyclable materials. Recycle where possible.
- Dispose of the exhausted filter unit in accordance with local ordinances or regulations.



Guarantee terms and conditions

Please contact Ayan Trading (SA) or Jumbo Electronics Co. Ltd (LLC) (UAE) for the terms and conditions of your guarantee.

Please keep your invoice to validate your guarantee.

Important data protection information

When registering your Dyson machine:

- You will need to provide us with basic contact information to register your machine and enable us to support your guarantee.
- When you register, you will have the opportunity to choose whether you would like to receive communications from us. If you opt-in to communications from Dyson, we will send you details of special offers and news of our latest innovations.
- We never sell your information to third parties and only use information that you share with us as defined by our privacy policies which are available on our website [privacy.dyson.com](https://www.dyson.com/privacy).

Names and address details for the purposes of Dyson's product guarantee

Country	Guarantor name	
Ireland	Dyson Ireland Limited	Unit 2, Building 4 Vantage Central Central Park Leopardstown Dublin 18 Ireland
United Kingdom	Dyson Limited	Tetbury Hill Malmesbury Wiltshire SN16 0RP





معلومات إضافية

الاعتناء بجهاز دايسون

- لا تُجرى أي أعمال صيانة أو إصلاح بخلاف تلك الموضحة في دليل تشغيل دايسون، أو التي ينصح بها خط المساعدة التابع لشركة دايسون.
- انزعج دوماً المقبس عن مصدر الكهرباء الرئيسي قبل الفحص لاستكشاف المشكلات. إذا لم يعمل الجهاز، فتتحقق أولاً من أن مقبس الكهرباء متصل بالكهرباء وأن القابس قد تم إدخاله بشكل سليم في المقبس.

معلومات التخلص من الجهاز



- منتجات Dyson مصنوعة من مواد عالية الجودة قابلة لإعادة التدوير. لذلك عليك بإعادة تدويرها كلما كان ذلك ممكناً.
- يتم التخلص من وحدة الفلتر المستخدمة وفقاً للقوانين أو اللوائح المحلية.

شروط وأحكام الضمان


للحصول على المعلومات والإرشادات الخاصة بالضمان، الرجاء الاتصال بشركة Ayan Trading (المملكة العربية السعودية) أو Jumbo Electronics Co. Ltd (الإمارات العربية المتحدة).

تنبيه: الرجاء الاحتفاظ بفاتورة الشراء لتأكيد الضمان.

معلومات مهمة حول حماية البيانات

- عند تسجيل منتج Dyson الخاص بك:
- ستحتاج إلى تزويدنا بمعلومات الاتصال الأساسية لتسجيل منتجك وتمكيننا من دعم الضمان الخاص بك.
- عند التسجيل، سيكون لديك الفرصة لاختيار ما إذا كنت ترغب في تلقي رسائل منا أم لا. إذا وافقت على تلقي رسائل من Dyson، فسنرسل لك تفاصيل العروض الخاصة والأخبار المتعلقة بأحدث الابتكارات لدينا.
- نحن لا نبيع مطلقاً معلوماتك إلى جهات أخرى كما أننا نستخدم المعلومات فقط التي تشاركها معنا على النحو الذي تحدده سياسات الخصوصية لدينا المتوفرة على موقع الويب الخاص بنا privacy.dyson.com

7. تنبيه: لتجنب وقوع المخاطر الناتجة عن إعادة الضبط غير المتعمدة لقاطع الحرارة، يجب ألا يتم تزويد هذا الجهاز بالطاقة من خلال جهاز تحويل خارجي، كجهاز توقيت، أو توصيله بدائرة يتم غلقها وفتحها بانتظام من جانب شركة الكهرباء أو يتم توصيله بأي مقبس يكون فيه مصدر غير مستقر للطاقة أو من المحتمل أن يتم قفله.
8. عند استخدام الجهاز في الحمام، يُرجى فصله عن الكهرباء بعد الاستخدام نظرًا إلى أن قربه من الماء ينطوي على مخاطر حتى عند إيقاف تشغيله. لمزيد من الحماية عند استخدام الجهاز في الحمام، يُوصى بتركيب جهاز قاطع للدائرة يعمل بالتيار المتبقي (RCD) يتمتع بتيار متبقٍ كافٍ للتشغيل لا يتجاوز 30 ملي أمبير في الدائرة الكهربائية المغذية للحمام. يُرجى الاتصال بفني تركيبات كهربائية مؤهل للحصول على المشورة.
9. لا تستخدم المنتج في أي غرض آخر بخلاف تجفيف الشعر.
10. لا تحملي أي جزء من القابس أو الجهاز بيدين مبتلئين.
11. لا تفصل السلك بشدّ السلك نفسه. ولفصل السلك، أمسك بالقابس وليس بالسلك. لا تستخدمه مع مشترك كهربائي.
12. تجنبي مد السلك أو الضغط عليه بقوة. أبعدي السلك عن الأسطح الساخنة ولا تقومي بلف السلك حول الجهاز.
13. لا تستخدم أي مواد تشحيم أو مواد منظفة أو ملمعة أو معطرات الهواء على أي جزء من الجهاز.
14. اتصلي بخط المساعدة التابع لشركة دايسون إذا لزم إجراء صيانة أو إصلاح. لا تقومي بفك الجهاز فقد تؤدي إعادة تركيبه بطريقة غير صحيحة إلى حدوث صدمة كهربائية أو نشوب حريق.
15. إذا لم يعمل الجهاز كما يجب، أو تلقي ضربة قوية أو سقط أو تعطل أو تُرك في مكان مكشوف أو سقط في الماء، فلا تستخدمه واتصلي بخط المساعدة التابع لشركة دايسون.



قد يكون مخرج الهواء، والحلقة المعدنية والمرمقات والمنطقة المظللة باللون الأحمر ساخنة خلال الاستخدام. اتركها لتبرد قبل الاستخدام.

إرشادات السلامة المهمة

قبل استخدام هذا الجهاز، الرجاء قراءة جميع الإرشادات والعلامات التحذيرية الواردة في دليل المستخدم هذا وعلى الجهاز

عند استخدام جهاز كهربائي، ينبغي دوماً اتباع الاحتياطات الأساسية، بما في ذلك ما يلي:

تحذير ⚠

يحتوي الجهاز والمرشح والملحقات على مغناطيس.

1. حافظ عليه بعيداً عن الأجهزة الطبية المزروعة مثل ناظمت القلب الاصطناعية وأجهزة صدمات القلب الكهربائية إذ إنها قد تتأثر بالمجالات المغناطيسية القوية. ويمكن أن يؤثر أيضاً على بطاقات الائتمان ووسائط التخزين الإلكترونية.

تحذير ⚠

تنطبق هذه التحذيرات على الجهاز، كما تنطبق حسب مقتضى الحال، على كافة الأدوات والملحقات أو أجهزة الشحن أو مهابئات التيار.

للحد من خطر نشوب حريق أو حدوث صدمة كهربائية أو إصابة بدنية:

2. يمكن استخدام جهاز Dyson هذا من قبل الأطفال بداية من عمر 8 سنوات فما فوق ومن قبل الأشخاص ذوي القدرات البدنية أو الحسية أو العقلية المحدودة، أو الذين يفتقرون إلى الخبرة والمعرفة، إن تم تقديم الإشراف أو التوجيه إليهم من شخص مسؤول بشأن استخدام الجهاز بطريقة آمنة وفهم المخاطر التي قد تنجم عن هذا الاستخدام. ينبغي ألا يباشر الأطفال تنظيف الجهاز أو صيانته دون إشراف.
3. لا تسمح باستخدام الجهاز كلعبة. ومن الضروري الانتباه جيداً عند استخدام الجهاز من جانب الأطفال أو بالقرب منهم. تتبغى مراقبة الأطفال لضمان عدم عبثهم بالجهاز.



4. تحذير: لا تستخدم هذا الجهاز بالقرب من أحواض الاستحمام أو الدش أو الأحواض أو غيرها من الأوعية التي تحوي ماءً.
5. إذا كان هناك تلف في كابل الكهرباء، فيجب استبداله أو إصلاحه بمعرفة الشركة المصنعة أو وكيل الصيانة التابع لها أو أي شخص يتمتع بدرجة مشابهة من التأهيل، لتجنب التعرض لأي خطر.
6. يحتوي هذا الجهاز على جهاز سلامة لقطع الحرارة غير قابل لإعادة الضبط تلقائياً لمنع ارتفاع درجة الحرارة. إذا توقف الجهاز عن العمل، فافصله من مقبس مصدر الطاقة واركبه ليبرد.

الامتثال التنظيمي ومعلومات السلامة

شكرًا لشرائك مجفف الشعر Dyson Supersonic™
بالنسبة إلى المملكة العربية السعودية/الإمارات العربية المتحدة، انتقل
إلى الصفحة 2.