

Regulatory compliance and safety information

Thank you for choosing to buy a Dyson machine

الامتثال التنظيمي ومعلومات السلامة
شكراً على شرائك جهاز دايسون

IMPORTANT SAFETY INSTRUCTIONS

BEFORE USING THIS TOOL WITH YOUR APPLIANCE, READ ALL CAUTIONARY MARKINGS AND INSTRUCTIONS PROVIDED WITH THE TOOL AND YOUR APPLIANCE.

When using an electrical appliance, basic precautions should always be followed, including the following:

WARNING


These warnings apply to the use of this tool with compatible Dyson appliances.

TO REDUCE THE RISK OF FIRE, ELECTRIC SHOCK OR INJURY:

1. This appliance can be used by children aged from 8 years and above and persons with reduced physical, sensory or reasoning capabilities, or lack of experience and knowledge, only if they have been given supervision or instruction by a responsible person concerning use of the appliance in a safe way and understand the hazards involved. Cleaning and user maintenance should not be performed by children without supervision.
2. Do not allow to be used as a toy. Close attention is necessary when used by or near children. Children should be supervised to ensure that they do not play with the appliance.
3. Use cold water only, not to exceed 35°C (95°F), and do not fill the water tank above the maximum volume of 300ml.
4. Do not submerge the cleaner head in water. When cleaning the tank, ensure that the snorkel tube is in place before tightening the water cap. For detailed cleaning instructions, please refer to the Dyson User manual.
5. To prevent damage to the cleaner head, do not pick up warm liquids such as tea or coffee spillages, or any liquids exceeding a temperature of 49°C (120°F).
6. The appliance will overheat if operated without water. To protect the appliance from overheating, refill the water tank as soon as it is empty. Do not operate the appliance with an empty tank.
7. Trip protection will be activated if the temperature exceeds a safe limit. If the trip protection is activated and the appliance cuts out during use, allow to cool for 30 minutes before using again.
8. Do not stretch the cable or place the cable under strain. Keep the cable away from heated surfaces. Do not close a door on the cable, or pull the cable around sharp edges or corners. Arrange the cable away from traffic areas and where it will not be stepped on or tripped over. To avoid hazard, do not run the appliance over the cable.
9. Contact the Dyson Helpline when a service or repair is required. Do not disassemble the appliance as incorrect reassembly may result in an electric shock or fire.
10. Keep hair, loose clothing, fingers, and all parts of the body away from openings and moving parts, such as the roller. Do not point the hose, wand or tools at your eyes or ears or put them in your mouth.
11. Do not put any objects into any openings. Do not use with any openings blocked; keep free of dust, lint, hair and anything that may reduce airflow.
12. Use only Dyson recommended accessories and replacement parts.
13. When removing or replacing a motorised brush bar, be careful not to pull the power trigger until the cleaner head has been reassembled.
14. Do not use the appliance on or around wet surfaces when the wet mop head is not attached. For instructions on how to safely use your machine in the standard vacuuming mode, please refer back to the leaflet provided with your appliance.
15. FIRE WARNING – Do not place this appliance on or near a cooker or any other hot surface and do not incinerate this appliance even if it is severely damaged.

READ AND SAVE THESE INSTRUCTIONS

THIS DYSON APPLIANCE IS INTENDED FOR HOUSEHOLD USE ONLY.




The roller drive may get hot during and immediately after use. Allow to cool.

Additional information

- Use only with compatible Dyson machines. Refer to the box for a list of compatible Dyson machines.
- For detailed installation instructions please refer to the machine User manual.
- To read the terms and conditions of your guarantee, please refer to the compliance leaflet provided with your machine.

Disposal information

- Dyson products are made from high grade recyclable materials. Recycle where possible.
 - The battery should be removed from the machine before disposal.
 - Dispose of or recycle the battery in accordance with local ordinances or regulations.
 - Dispose of the exhausted filter unit in accordance with local ordinances or regulations.
-  This symbol indicates that this machine should not be disposed with your general household waste. To prevent possible harm to the environment or human health from uncontrolled waste disposal, recycle it responsibly to promote the sustainable reuse of material resources. When this machine has reached the end of its serviceable life, please take it to a recognised WEEE (Waste Electrical and Electronic Equipment) collection facility such as your local civic amenity site for recycling. Your local authority or retailer will be able to advise you of your nearest recycling facility.

Only for Submarine™ product, SV46/SV47 model is safe to use. Make sure you unplug your machine from the mains electricity supply before any cleaning or maintenance of the attachment. You can find detailed cleaning information in the User manual.

ANZ

IMPORTANT SAFETY INSTRUCTIONS

BEFORE USING THIS TOOL WITH YOUR APPLIANCE, READ ALL CAUTIONARY MARKINGS AND INSTRUCTIONS PROVIDED WITH THE TOOL AND YOUR APPLIANCE.

When using an electrical appliance, basic precautions should always be followed, including the following:

WARNING

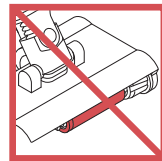
These warnings apply to the use of this tool with compatible Dyson appliances.

TO REDUCE THE RISK OF FIRE, ELECTRIC SHOCK OR INJURY:

1. The appliance is not intended for use by persons (including children) with reduced physical, sensory or mental capabilities, or lack of experience and knowledge, unless they have been given supervision or instruction concerning use of the appliance by a person responsible for their safety.
2. Do not allow to be used as a toy. Close attention is necessary when used by or near children. Children should be supervised to ensure that they do not play with the appliance.
3. Use cold water only, not to exceed 35°C (95°F), and do not fill the water tank above the maximum volume of 300ml.
4. Do not submerge the cleaner head in water. When cleaning the tank, ensure that the snorkel tube is in place before tightening the water cap. For detailed cleaning instructions, please refer to the Dyson User manual.
5. To prevent damage to the cleaner head, do not pick up warm liquids such as tea or coffee spillages, or any liquids exceeding a temperature of 49°C (120°F).
6. The appliance will overheat if operated without water. To protect the appliance from overheating, refill the water tank as soon as it is empty. Do not operate the appliance with an empty tank.
7. Trip protection will be activated if the temperature exceeds a safe limit. If the trip protection is activated and the appliance cuts out during use, allow to cool for 30 minutes before using again.
8. Do not stretch the cable or place the cable under strain. Keep the cable away from heated surfaces. Do not close a door on the cable, or pull the cable around sharp edges or corners. Arrange the cable away from traffic areas and where it will not be stepped on or tripped over. Do not run the appliance over the cable.
9. Contact the Dyson Helpline when a service or repair is required. Do not disassemble the appliance as incorrect reassembly may result in an electric shock or fire.
10. Keep hair, loose clothing, fingers, and all parts of the body away from openings and moving parts, such as the brush bar. Do not point the hose, wand or tools at your eyes or ears or put them in your mouth.
11. Do not put any objects into openings. Do not use with any openings blocked; keep free of dust, lint, hair, and anything that may reduce airflow.
12. Use only Dyson recommended accessories and replacement parts.
13. When removing or replacing a motorised brush bar, be careful not to pull the trigger until the cleaner head has been reassembled.
14. Do not use the appliance on or around wet surfaces when the wet mop head is not attached. For instructions on how to safely use your machine in the standard vacuuming mode, please refer back to the leaflet provided with your appliance.
15. **FIRE WARNING** – Do not place this appliance on or near a cooker or any other hot surface and do not incinerate this appliance even if it is severely damaged.

READ AND SAVE THESE INSTRUCTIONS

THIS DYSON APPLIANCE IS INTENDED FOR HOUSEHOLD USE ONLY



The roller drive may get hot during and immediately after use. Allow to cool.

Additional information

- Use only with compatible Dyson machines. Refer to the box for a list of compatible Dyson machines.
- For detailed installation instructions please refer to the machine User manual.
- To read the terms and conditions of your guarantee, please refer to the compliance leaflet provided with your machine.

Disposal information

Dyson products are made from high-grade recyclable materials. Please dispose of this product responsibly and recycle where possible.

When your Dyson machine reaches the end of its life, we can assist with its safe disposal. You can send your old Dyson machine back to us (at our cost) and we will organise for it to be recycled.*

*Please note that not all parts are recyclable. Recycling of parts is subject to the capabilities of third party suppliers.

Simply:

1. Please contact the Dyson Helpline on 1800 239 766 (Australia) or 0800 397 667 (New Zealand).
2. Provide the serial number of your old Dyson machine.
3. Dyson Helpline staff will arrange a reply-paid shipping label to be emailed.
4. Box up your old Dyson machine.
5. Print and attach the provided reply-paid shipping label on the external of the box.
6. Write "Dyson We Recycle" on the external of the box.
7. Take the package to your local post office to send the machine back to us.

Only for Submarine™ product, SV46/SV47 model is safe to use. Make sure you unplug your machine from the mains electricity supply before any cleaning or maintenance of the attachment. You can find detailed cleaning information in the User manual.

IN

IMPORTANT SAFETY INSTRUCTIONS

BEFORE USING THIS TOOL WITH YOUR APPLIANCE, READ ALL CAUTIONARY MARKINGS AND INSTRUCTIONS PROVIDED WITH THE TOOL AND YOUR APPLIANCE.

When using an electrical appliance, basic precautions should always be followed, including the following:

WARNING

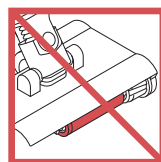
These warnings apply to the use of this tool with compatible Dyson appliances.

TO REDUCE THE RISK OF FIRE, ELECTRIC SHOCK OR INJURY:

1. The appliance is not intended for use by persons (including children) with reduced physical, sensory or mental capabilities, or lack of experience and knowledge, unless they have been given supervision or instruction concerning use of the appliance by a person responsible for their safety.
2. Do not allow to be used as a toy. Close attention is necessary when used by or near children. Children should be supervised to ensure that they do not play with the appliance.
3. Use cold water only, not to exceed 35°C (95°F), and do not fill the water tank above the maximum volume of 300ml.
4. Do not submerge the cleaner head in water. When cleaning the tank, ensure that the snorkel tube is in place before tightening the water cap. For detailed cleaning instructions, please refer to the Dyson User manual.
5. To prevent damage to the cleaner head, do not pick up warm liquids such as tea or coffee spillages, or any liquids exceeding a temperature of 49°C (120°F).
6. The appliance will overheat if operated without water. To protect the appliance from overheating, refill the water tank as soon as it is empty. Do not operate the appliance with an empty tank.
7. Trip protection will be activated if the temperature exceeds a safe limit. If the trip protection is activated and the appliance cuts out during use, allow to cool for 30 minutes before using again.
8. Do not stretch the cable or place the cable under strain. Keep the cable away from heated surfaces. Do not close a door on the cable, or pull the cable around sharp edges or corners. Arrange the cable away from traffic areas and where it will not be stepped on or tripped over. Do not run over the cable.
9. Contact the Dyson Helpline when a service or repair is required. Do not disassemble the appliance as incorrect reassembly may result in an electric shock or fire.
10. Keep hair, loose clothing, fingers, and all parts of the body away from openings and moving parts, such as the brush bar. Do not point the hose, wand or tools at your eyes or ears or put them in your mouth.
11. Do not put any objects into any openings. Do not use with any openings blocked; keep free of dust, lint, hair and anything that may reduce airflow.
12. Use only Dyson recommended accessories and replacement parts.
13. When removing or replacing a motorised brush bar, be careful not to pull the power trigger until the cleaner head has been reassembled.
14. Do not use the appliance on or around wet surfaces when the wet mop head is not attached. For instructions on how to safely use your machine in the standard vacuuming mode, please refer back to the leaflet provided with your appliance.
15. **FIRE WARNING** – Do not place this appliance on or near a cooker or any other hot surface and do not incinerate this appliance even if it is severely damaged.

READ AND SAVE THESE INSTRUCTIONS

THIS DYSON APPLIANCE IS INTENDED FOR HOUSEHOLD USE ONLY.



The roller drive may get hot during and immediately after use. Allow to cool.

Additional information

- Use only with compatible Dyson machines. Refer to the box for a list of compatible Dyson machines.
- For detailed installation instructions please refer to the machine User manual.
- To read the terms and conditions of your guarantee, please refer to the compliance leaflet provided with your machine.
- Only for Submarine™ product, SV46/SV47 model is safe to use. Make sure you unplug your machine from the mains electricity supply before any cleaning or maintenance of the attachment. You can find detailed cleaning information in the User manual.

Disposal information

- Dyson products are made from high grade recyclable materials. Recycle where possible.

إرشادات السلامة المهمة

قبل استخدام هذه الأداة مع جهازك ، اقرأ جميع العلامات والتعليمات التحذيرية المتوفرة مع الأداة وجهازك. عند استخدام جهاز كهربائي، ينبغي دومًا اتباع الاحتياطات الأساسية، بما في ذلك ما يلي

⚠ تحذير

تنطبق هذه التحذيرات على استخدام هذه الأداة مع أجهزة دايسون المتوافقة.

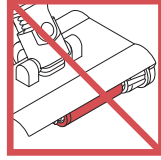
للحد من خطر نشوب حريق أو حدوث صدمة كهربائية أو إصابة بدنية:

1. جهاز دايسون هذا يمكن استخدامه بواسطة الأطفال الذين تبدأ أعمارهم من 8 أعوام وما فوق والأشخاص ذوي القدرات البدنية أو الحسية أو العقلية المحدودة، أو الذين يفتقرون إلى الخبرة والمعرفة، وذلك إذا قُدّم لهم الإشراف أو التوجيه بشأن استخدام الجهاز من جانب شخص مسؤول لضمان استخدامهم الجهاز بطريقة آمنة وفهم المخاطر التي قد تنطوي على استخدامه. ينبغي ألا يتم تنظيف الجهاز وصيانته من قبل الأطفال من دون إشراف.
2. لا تسمح باستخدام الجهاز كلعبة. ومن الضروري الانتباه جيدًا عند استخدام الجهاز من جانب الأطفال أو بالقرب منهم. ينبغي مراقبة الأطفال لضمان عدم عبثهم بالجهاز.
3. استخدم الماء البارد فقط، بحيث لا يتجاوز 35 درجة مئوية (95 درجة فهرنهايت)، ولا تملأ خزان المياه فوق الحد الأقصى للحجم البالغ 300 مل. لا تستخدم أي مُنظف غسيل و/أو محلول تنظيف.
4. لا تغمر رأس المنظف في الماء. عند تنظيف الخزان، تأكد من أن أنبوب الشفط في موضعه قبل ربط غطاء الماء بإحكام. للاطلاع على تعليمات التنظيف بشكل مُفضّل، يُرجى الرجوع إلى دليل مستخدم Dyson.
5. لمنع تلف رأس المنظف، لا تلتقط السوائل الدافئة مثل انسكابات الشاي أو القهوة، أو أي سوائل تتجاوز درجة حرارتها 49 درجة مئوية (120 درجة فهرنهايت).
6. سترتفع درجة حرارة الجهاز إذا تم تشغيله دون ماء. لحماية الجهاز من ارتفاع درجة الحرارة، أعد ملء خزان المياه بمجرد أن يصبح فارغًا. لا تُشغّل الجهاز عندما يكون الخزان فارغًا.
7. سيتم تنشيط الحماية من خلال الفصل إذا تجاوزت درجة الحرارة الحد الآمن. إذا تم تنشيط الحماية من خلال الفصل وتعرّض الجهاز للتعطل أثناء الاستخدام، فتركه ليبرد لمدة 30 دقيقة قبل الاستخدام مرة أخرى.
8. تجنّب مد الكابل أو الضغط عليه بقوة. احرصي على إبعاد الكابل عن الأسطح الساخنة. لا تغلقي الباب على الكابل، ولا تمدي الكابل حول الحواف أو الزوايا الحادة. وضعي الكابل بعيدًا عن مناطق السير في مكان لا يتعرّض المارة به. لا تدوسي على الكابل.
9. اتصلي بخط المساعدة التابع لشركة دايسون إذا لزم إجراء صيانة أو إصلاح. لا تقومي بفك الجهاز فقد تؤدي إعادة تركيبه بطريقة غير صحيحة إلى حدوث صدمة كهربائية أو نشوب حريق.
10. أبعدي الشعر والملابس الفضفاضة والأصابع وكل أجزاء الجسم عن الفتحات والأجزاء المتحركة، مثل ذراع الفرشاة. لا توجّهي الخرطوم أو الذراع أو الأدوات نحو عينيك أو أذنيك ولا تضعي تلك المكونات في فمك.
11. لا تضعي أية أجسام في الفتحات. ولا تستخدمي الجهاز عند انسداد أية فتحات، وأبعديه عن الغبار والنسالة والشعر وكل ما قد يحد من تدفق الهواء.
12. يجب استخدام الجهاز مع الملحقات وقطع الغيار التي توصي دايسون باستخدامها فقط.
13. عند فك ذراع الفرشاة المزوّدة بمحرك أو إعادة تركيبها، احرص على عدم سحب زناد "تشغيل" إلى أن يتم إعادة تركيب رأس المنظف.

14. لا تستخدم الجهاز على الأسطح الرطبة أو حولها عندما يكون رأس الممسحة المُبلل غير مُتصل. للاطلاع على إرشادات حول كيفية استخدام جهازك بأمان في وضع التنظيف القياسي بالمسحاة الكهربائية، يُرجى الرجوع إلى النشرة المُرفقة مع جهازك.
15. حذير من الحريق - لا تضع هذا الجهاز على أو بالقرب من موقد أو أي سطح ساخن آخر ولا تحرق هذا الجهاز حتى لو تعرض لأضرار بالغة.

اقرأ هذه الإرشادات واحتفظ بها

جهاز دايسون هذا مخصص للاستخدام المنزلي فقط



قد يسخن محرك الأسطوانة في أثناء الاستخدام وبعده مباشرة. اتركها لتبرد.

معلومات إضافية

- استخدم فقط مع أجهزة دايسون المتوافقة. ارجع إلى المربع للحصول على قائمة بأجهزة دايسون المتوافقة.
- للحصول على إرشادات التثبيت التفصيلية، يرجى الرجوع إلى دليل مستخدم الجهاز.
- لقراءة شروط وأحكام الضمان الخاص بك، يرجى الرجوع إلى نشرة الامتثال المرفقة مع جهازك.

معلومات التخلص من الجهاز

- منتجات Dyson مصنوعة من مواد عالية الجودة قابلة لإعادة التدوير. لذلك عليك بإعادة تدويرها كلما كان ذلك ممكنًا.
- يلزم إخراج البطارية من المنتج قبل التخلص منه.
- يتم التخلص من البطارية أو إعادة تدويرها وفقًا للقوانين أو اللوائح المحلية.
- يتم التخلص من وحدة الفلتر المستخدمة وفقًا للقوانين أو اللوائح المحلية.
- يشير هذا الرمز إلى أن هذا الجهاز يجب عدم التخلص منه مع النفايات المنزلية العامة. ولتفادي إلحاق ضرر محتمل بالبيئة أو بصحة الإنسان نتيجة التخلص غير الخاضع للمراقبة للنفايات، قم بإعادة تدويرها بطريقة مسؤولة لتعزز من إعادة الاستخدام الدائم للموارد المادية. عند وصول هذا المنتج إلى نهاية عمره الافتراضي، يرجى أخذه إلى منشأة معتمدة لتجميع مخلفات الأجهزة الكهربائية والإلكترونية، مثل موقع تجميع المخلفات المنزلية، لإعادة تدويره. يمكنك الحصول على معلومات أقرب منشأة لإعادة التدوير من خلال الهيئة المحلية المختصة أو بائع التجزئة.
- فيما يتعلق بمنتج Submarine™ فقط، فطراز SV46/SV47 آمن للاستخدام. تأكد من فصل جهازك عن مصدر الكهرباء الرئيسي قبل أي عملية تنظيف أو صيانة للملحقات. يمكنك العثور على معلومات التنظيف التفصيلية في دليل المستخدم.

